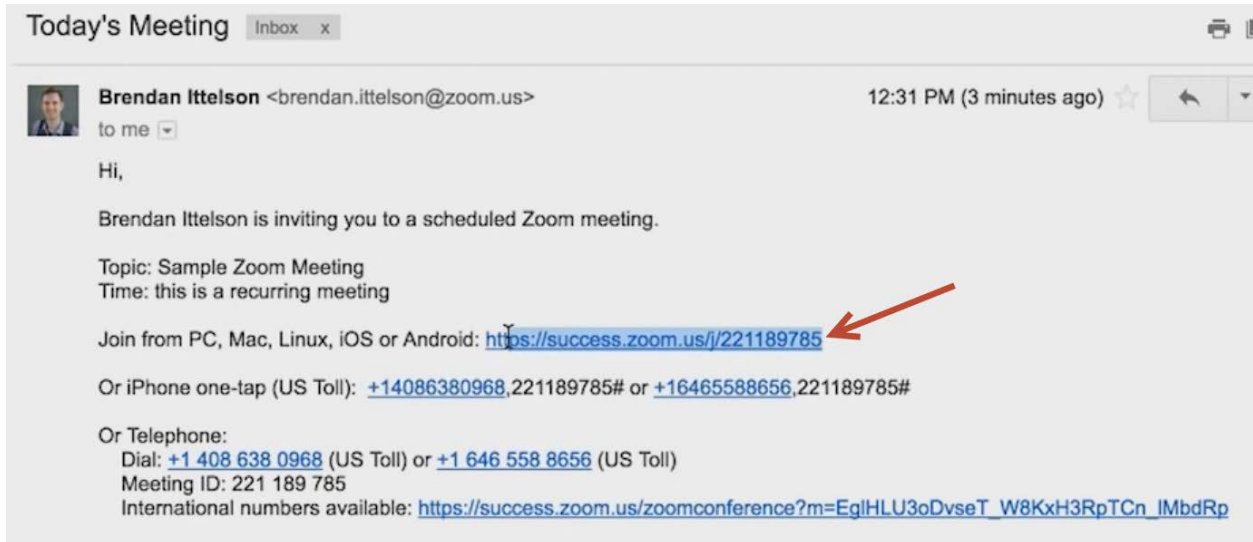


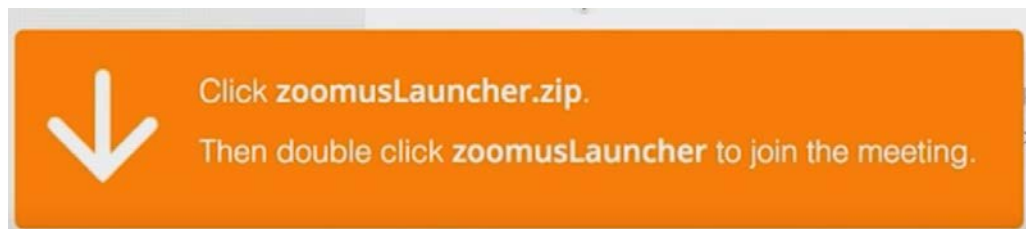
Joining a meeting in Zoom

1. Join a Zoom meeting by clicking on the invite link in the email you received.

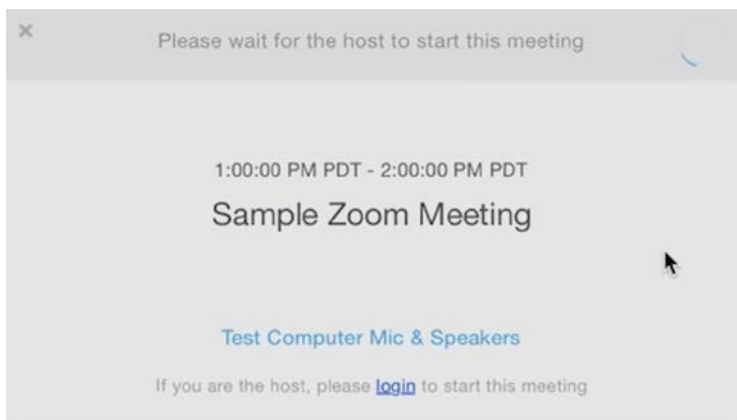
****Please note: if you are connecting with an iPhone, iPad or Android you will need to download the Zoom application prior to connecting****



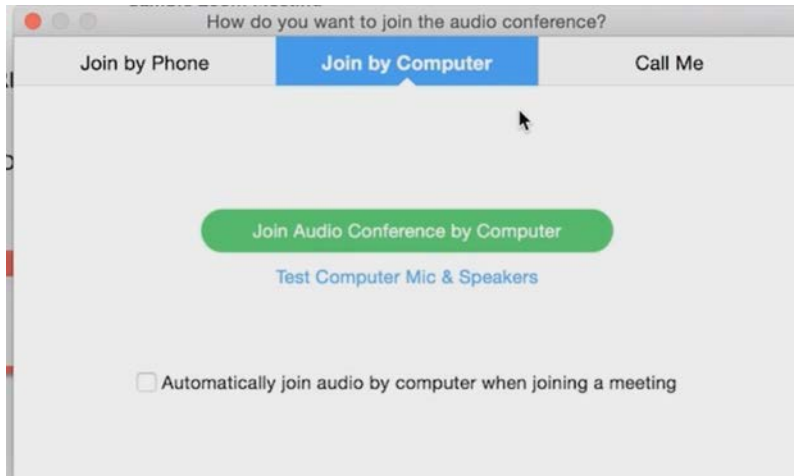
2. You will be prompted to download and run Zoom
 - a. Click on the download and install the launcher



3. If the host has not started the meeting, you will see the following



4. Once the host starts the meeting you can join audio via the computer or join by phone
 - a. You can also test the computer Mic and Speakers from this window
 - b. To join by phone, click on the appropriate tab



5. To join video, click the icon in the bottom left side of the screen and start video

For a comprehensive tutorial of joining a meeting, with any device, and test your connection. Please use the following link

<https://support.zoom.us/hc/en-us/articles/201362193-How-Do-I-Join-A-Meeting->