



Presented by: Deb Anderson, CPHIMS  
HIT Consultant and Business Relationship Manager  
**EHR Incentive Program Registration**  
**CONNECTING THE DOTS!**



HTS, a department of Mountain Pacific Quality  
Health Foundation

# Welcome

- ▶ Thank you for spending your valuable time with us today.
- ▶ This webinar will be recorded for your convenience.
- ▶ A copy of today's presentation and the webinar recording will be available on our website. A link to these resources will be emailed to you following the webinar.
- ▶ All phones will be muted during the presentation and unmuted during the Q&A session. Computer users can use the chat box to ask questions which will be answered at the end of the presentation.
- ▶ We would greatly appreciate your providing us feedback by completing the survey at the end of the webinar today.



- ▶ Mountain-Pacific holds the Centers for Medicare & Medicaid Services (CMS) Quality Innovation Network–Quality Improvement Organization (QIN–QIO) contract for the states of Montana, Wyoming, Alaska and Hawaii, providing quality improvement assistance.
- ▶ HTS, a department of MPQH, has assisted 1480 providers and 50 Critical Access Hospitals to reach Meaningful Use. We also assist healthcare facilities with utilizing Health Information Technology (HIT) to improve health care, quality, efficiency and outcomes.

# Legal Disclaimer

*The presenter is not an attorney and the information provided is the presenter(s)' opinion and should not be taken as legal advice. The information is presented for informational purposes only.*

*Compliance with regulations can involve legal subject matter with serious consequences. The information contained in the webinar(s) and related materials (including, but not limited to, recordings, handouts, and presentation documents) is not intended to constitute legal advice or the rendering of legal, consulting or other professional services of any kind. Users of the webinar(s) and webinar materials should not in any manner rely upon or construe the information as legal, or other professional advice. Users should seek the services of a competent legal or other professional before acting, or failing to act, based upon the information contained in the webinar(s) in order to ascertain what is may be best for the users individual needs.*

# Session Presenter

- ▶ Deb Anderson, CPHIMS, Health Technology Services Business Relationship Manager



# Webinar Objectives

- ▶ Identify which providers should register for the EHR Incentive Program
- ▶ Identify how to access the CMS Identity and Access Management System
- ▶ Understand the PECOS Checklist for Registration
- ▶ Identify where and how to Register providers
- ▶ Understand the State Level Registry for Medicaid eligible hospitals and providers

# Webinar Agenda

- ▶ Eligible Providers
- ▶ 2015 Meaningful Use changes
- ▶ EHR Incentive Registration
  - Identity and Access (I&A) Management System
  - PECOS Checklist
  - CMS Registration
  - Wyoming State Level Registry
  - Montana State Level Registry
- ▶ Q&A
- ▶ Resource links and contact information

# Eligible Professionals

1

Eligible professionals under the <b>Medicare EHR Incentive Program</b> include:	Eligible professionals under the <b>Medicaid EHR Incentive Program</b> include:
Doctor of medicine or osteopathy	Physicians (primarily doctors of medicine and doctors of osteopathy)
Doctor of dental surgery or dental medicine	Nurse practitioner
Doctor of podiatry	Certified nurse-midwife
Doctor of optometry	Dentist
Chiropractor	Physician assistant who furnishes services in a Federally Qualified Health Center or Rural Health Clinic that is led by a physician assistant.



# Provider MU Exceptions

Some providers will automatically be granted a hardship exception. CMS will use Medicare data on these providers to determine their hardship exception.

The following providers do not need to submit a hardship application:

- ▶ New providers to the profession in their first year
- ▶ Eligible professionals who are hospital-based: a provider is considered hospital-based if he or she provides more than 90% of their covered professional services in either an inpatient (Place of Service 21) or emergency department (Place of Service 23) of a hospital
- ▶ Eligible professionals in which 90% of their claims include Place of Service 21, Place of Service 23 and certain observation services using Place of Service 22.
- ▶ Eligible professionals with certain PECOS specialties (05–Anesthesiology, 22–Pathology, 30–Diagnostic Radiology, 36–Nuclear Medicine, 94–Interventional Radiology) 6 months prior to the first day of the payment adjustments. Eligible professionals should verify that their PECOS specialty is up to date.

# Payment Adjustments

2

- ▶ In the American Recovery and Reinvestment Act of 2009 (ARRA), Congress mandated that payment adjustments should be applied to Medicare eligible professionals, eligible hospitals, and critical access hospitals (CAH) that are not meaningful users of Certified Electronic Health Record (EHR) Technology under the Medicare EHR Incentive Program.
- ▶ If a provider is eligible to participate in the Medicare EHR Incentive Program, they must demonstrate meaningful use in either the Medicare EHR Incentive Program or in the Medicaid EHR Incentive Program, to avoid a payment adjustment. Medicaid providers who are only eligible to participate in the Medicaid EHR Incentive Program are not subject to these payment adjustments.
- ▶ Medicare eligible professionals will receive payment adjustments starting on January 1, 2015.

# 2015 Objectives (Modified Stage 2)

3

- 1 Protect Patient Health Information
- 2 Clinical Decision Support
- 3 CPOE
- 4 Electronic Prescribing (eRx)
- 5 Health Information Exchange
- 6 Patient Specific Education
- 7 Medication Reconciliation
- 8 Patient Electronic Access (VDT)
- 9 Secure Messaging (EPs only)
- 10 Public Health and Clinical Data Registry Reporting

# Updated MU Terminology

- ▶ CMS Final Rule encompasses EHR Incentive Programs in 2015 through 2017 called “**Modified Stage 2**” and Stage 3 in 2018
- ▶ No longer the Stage/Year Concept
  - 2015–2017 is **Modified Stage 2**
- ▶ Further information is available on the CMS website <https://www.cms.gov/Regulations-and-Guidance/Legislation/EHRIncentivePrograms/2015ProgramRequirements.html>

# Registration Steps

- ▶ Identity and Access Management System
- ▶ PECOS Checklist
- ▶ CMS EHR Registration (NLR)
- ▶ Accessing Medicaid State Level Registries (SLR)

# CMS Identity and Access Management System (I&A)

4



Authorized users are able to sign in to the Identity & Access Management System. If you are a new user you must first [register](#).

**Sign In**

\* indicates required field(s)

\* **User ID:**

\* **Password:**

**Sign In**

[? Forgot Password](#)

[? Retrieve Forgotten User ID](#)

[? Enter your PIN](#)

## One account to access multiple systems

Create one account with the Identity & Access Management System to manage access to PECOS and EHR incentive programs, manage staff, and authorize others to access your information. **Create Account Now**



Use this system to register for Medicare or update your current enrollment information.



Register to receive EHR incentive payments for eligible professionals and hospitals that adopt, implement and upgrade or demonstrate meaningful use with certified EHR technology.

<https://nppes.cms.hhs.gov/IAWeb/login.do>

# I&A Online Resources



**Quick Reference Guide**  
Overview of features and tools to manage your account.



**Video: How to Create an Account**  
Video on how to create an account if you are an individual provider, an Authorized or Delegated Official for your organization or to work on behalf of providers.



**Video: How to register as an Authorized Official for your Organization**  
Video on how to register with CMS as an Authorized or Delegated Official.



**Frequently Asked Questions**  
Answers to common questions about registration, who should register, and how to manage your account.



**Video: Setting Up Staff**  
Video on how to add credentialing staff to your Healthcare Organization or 3rd Party Organization.



**Video: Connections?**  
Video on how a Healthcare or 3rd Party Organization can request to work on behalf of a Provider as a Surrogate.



# What is I&A

## What is the Identity & Access Management System (I&A)

---

- The I&A System is where users register for usernames and passwords to access:
  - PECOS
  - NPPES
  - Electronic Health Records (EHR) Incentive Program
- The I&A System works behind the scenes, and controls what users are able to access in those systems.
- Choosing to approve others to work on your behalf in these systems is not required, and has no impact to claims payments.



# FAQ – Can eligible professionals (EPs) allow another person to register or attest for them?

- ▶ YES – Users registering or attesting on behalf of an EP must have an Identity and Access Management System (I&A) web user account (User ID/Password) and be associated to the EP's NPI. If you are working on behalf of an EP(s) and do not have an I&A web user account, please visit <https://nppes.cms.hhs.gov/NPPES/IASecurityCheck.do> to create one.
- ▶ Keywords: FAQ10565

# Enhancements to I&A – Simple Registration & Approvals

Home My Profile My Connections My Staff

### My Profile

#### My Information

Name: Brian Johnson Home Address: 7111 Security Blvd  
Date of Birth: 08/28/1975 Baltimore, MD 21244  
SSN: XXX-XX-2013 United States  
Business Phone Number: 410-555-5555 Personal Phone Number: 410-555-5555  
Fax Number: [Modify My Information](#)

#### Password

Your Password will expire in 60 day(s).  
[Change Password](#)

#### Security

[Change Security Questions & Answers](#)

#### Employer Information

Employer	My Role with this Employer	My Status with this Employer	PECOS	EHR	NPPES (Future)
<input type="checkbox"/> Health Group Inc.	Authorized Official	Approved	YES	YES	YES

If you wish to add an employer, click "Add an Employer". [Add an Employer](#)


- Streamlined new user registration, process.
- Allow Authorized and Delegated Officials of enrolled organizations to be automatically approved without submitting documentation to EUS for verification.
- Allow for 3<sup>rd</sup> Party Organizations (Billing Company, Credentialing Specialists, Office staff) to register and create their own account.

# Existing Users

---

- Any Authorized Official, Staff End User, or Individual Provider who previously accessed PECOS, NPPES, or EHR **already has an account.**
- Existing usernames and passwords previously used to access PECOS, EHR and NPPES have been converted, and can still be used.
- Users have access to the same systems and information that existed prior to the I&A updates

# Access set PER SYSTEM

Employer	My Role with this Employer	My Status with this Employer	PECOS	EHR	NPPES (Future)
 Health Group Inc.	Authorized Official	Approved	YES	YES	YES

# Important Definitions

---

## Organizational Provider

- An Organization that provides medical items and/or services to Medicare beneficiaries (e.g. DMEPOS Supplier, Physician Group Practice, Hospital, etc...) Must have or be eligible for a Type 2 NPI in NPPES.

## 3<sup>rd</sup> Party Organization

- A third-party organization (e.g. billing agency, credentialing consultant, or other staffing company) that has business relationships with **Individual Providers** or **Organizational Providers** to work on their behalf.

## Surrogate

- An **employee** (eg. Staff, AO or DO ) of an **Individual Provider** or **Organizational Provider** or **3<sup>rd</sup> Party Organization** that is authorized to access, view, and modify information within CMS computer systems on behalf of their employer; **OR**
- An **Organizational Provider** that has a business relationship with an **Individual Provider** to access, view, and modify information within CMS computer systems on their behalf; **OR**
- A **Third-Party Organization** that has a business relationship with an **Individual Provider** or **Organizational Provider** to access, view, and modify information within CMS computer systems on their behalf.

# Do you know your Authorized Official?



## ► NPI Registry Search Home

- <https://npiregistry.cms.hhs.gov/>

### Search NPI Records

<b>NPI Number</b> <input type="text"/>	<b>NPI Type</b> Any <input type="button" value="v"/>	<b>Taxonomy Description</b> <input type="text"/>	
<small>for individuals</small>		<small>for organizations</small>	
<b>First Name</b> <input type="text"/>	<b>Last Name</b> <input type="text"/>	<b>Organization Name</b> <input type="text"/>	<b>Doing Business As</b> <input type="text"/>
<b>City</b> <input type="text"/>	<b>State</b> Any <input type="button" value="v"/>	<b>Country</b> Any <input type="button" value="v"/>	<b>Postal Code</b> <input type="text"/>
<input type="button" value="Clear"/>		<input type="button" value="Search"/>	

# Group NPI

The screenshot shows a web browser window with the URL <https://npiregistry.cms.hhs.gov/NPPESRegistry/NPIRegistrySearch.do>. The page header includes the NPPES logo and the text "National Plan & Provider Enumeration System". Navigation links for "Home" and "Help" are present. A "Back to Results" link is located above the main content area.

The information for the Organization you selected is displayed. The NPI Registry data was last updated on 01/11/2014.

NOTE: Some health care providers reported SSN or IRS ITIN information in sections of the NPI application that contain information that is required to be disclosed under FOIA. For example, an incorporated individual may have reported an SSN as the EIN of the corporation. To protect the privacy of this individual, we have temporarily suppressed the EIN, and we have made every attempt to locate and remove SSN and IRS ITIN information from being displayed in any of the other information provided below.

**Organization Information:**

Organization Name (LBN):	FAMILY MEDICAL CENTER
EIN:	<temporarily suppressed>
Organization Subpart:	YES
Parent Organization LBN:	JOHNSON COUNTY HOSPITAL DISTRICT
Parent Organization TIN:	<temporarily suppressed>

**Authorized Official Information:**

Name:	MR. KENT WARD
Title/Position:	ADMINISTRATOR
Phone Number:	3076845521

**NPI Information:**

NPI:	1285612317
Entity Type:	2-ORGANIZATION
Enumeration Date:	01/09/2006
Last Update Date:	04/24/2013
Replacement NPI:	
Deactivation Date:	
Reactivation Date:	



# Individual Provider NPI

The screenshot shows a web browser window with the URL <https://npiregistry.cms.hhs.gov/NPPESRegistry/NPIRegistrySearch.do>. The page header includes the NPPES logo and the text "National Plan & Provider Enumeration System". Navigation links for "Home" and "Help" are present. A "Back to Results" link is located above the main content area.

The information for the Provider you selected is displayed. The NPI Registry data was last updated on 01/11/2014.

NOTE: Some health care providers reported their SSNs or IRS ITINs in sections of the NPI application that contain information that is required to be disclosed under FOIA. For example, a provider may have reported an SSN or an IRS ITIN as an "Other Provider Identification Number" or as a "License Number". To protect the privacy of these individuals, we have made every attempt to locate and remove those SSNs and IRS ITINs from being displayed in the information provided below.

**Provider Information:**

Name:	MR. LAWRENCE EDWARD KIRVEN MD
Gender:	MALE
Sole Proprietor:	NOT ANSWERED

**NPI Information:**

NPI:	1346228483
Entity Type:	1-INDIVIDUAL
Enumeration Date:	01/09/2006
Last Update Date:	07/08/2007
Replacement NPI:	
Deactivation Date:	
Reactivation Date:	

**Provider Business Mailing Address:**

Address:	497 WEST LOTT BUFFALO, WY 82834-1609
Phone Number:	3076842228
Fax Number:	3076842177



# Enhancements to I&A - Connections

Home My Profile My Connections My Staff

Home

My Pending Connections

These are Pending Connection requests that have been sent to you or your organization and require your action to approve or reject.

Total Pending Providers: 0

Total Pending Surrogates: 3

Below are Individuals or Organizations who are asking you to authorize them as a Surrogate for you (or your organization). Approving these requests will allow them to access and update your information in the CMS systems you specify.

☒ Pending Requests

- Health Group Inc. - PECOS Approve Reject
- Health Group Inc. - EHR Incentive Program Approve Reject
- Health Group Inc. - NPPES (Future) Approve Reject

News & Alerts

**EUS Contact Information:**  
External User Services (EUS)  
PO Box 792750  
San Antonio, Texas 78279  
Phone: 1-866-484-8049  
TTY: 1-866-523-4759  
EUSsupport@cgi.com

Quick Actions

Add Connection  
Add Staff  
Add Employer

- Continued Ability for Providers to allow Groups to Attest on behalf of Providers in EHR
- New ability for Individual and Organizational Providers to establish connections, allowing others to work on their behalf in PECOS
- Email Notifications to all users when new Connections are created.

**IMPORTANT NOTE:** Approving a Connection (Surrogate) to work on your behalf DOES NOT give that user authority to sign Medicare enrollment applications in PECOS. All enrollment applications are still required to be signed by the Individual Provider or appropriate Official of the Organizational Provider.

# Enhancements to I&A - Staff Management

Home My Profile My Connections **My Staff**

My Staff

\* indicates required field(s)

Active Staff

Skip to [Inactive Staff](#) [Role Requests](#) [Add Staff](#)

Search by: \* Last Name  First Name  [Search](#)

Name *	Role	PECOS	EHR Incentive Program
Smith, Graham	<a href="#">Ready</a>		
+ Johns Hopkins EIN: **-*3144 graham.smith@jhopskins.org	Staff End User	<input type="checkbox"/>	<input type="checkbox"/>
+ George Parsons NPI: 4567891030 graham.smith@gmail.com	Staff End User	<input type="checkbox"/>	<input type="checkbox"/>
+ ABC Billing Company EIN: **-*5465 gsmith@abcbilling.com	Authorized Official		

Pending Role Requests

Skip to [Active Staff](#) [Inactive Staff](#)

Search by: \* Last Name  First Name  [Search](#)

Name *	Current Role	Request Role	Action
Rayne, Derek ABC Billing Company EIN: **-*5465 dwayne@abcbilling.com		Delegated Official	<a href="#">Approve</a> <a href="#">Reject</a>

Inactive Staff

Skip to [Active Staff](#) [Role Requests](#)

Search by: \* Last Name  First Name  [Search](#)

Name *	Role	PECOS	EHR Incentive Program	Notes
Johnson, Caroline	<a href="#">Cancel</a>			Registration Pending
+ George Parsons NPI: 4567891030 johnson@gmail.com	Staff End User	<input type="checkbox"/>	<input type="checkbox"/>	

- Create one connection to allow access for all staff.
- Authorized and Delegated Officials can invite and manage what staff can access.

# Links to PECOS and EHR



Authorized users are able to sign in to the Identity & Access Management System. If you are a new user you must first [register](#).

**Sign In**

\* indicates required field(s)

\* **User ID:**

\* **Password:**

**Sign In** ▶

[? Forgot Password](#)

[? Retrieve Forgotten User ID](#)

[? Enter your PIN](#)

## One account to access multiple systems

Create one account with the Identity & Access Management System to manage access to PECOS and EHR incentive programs, manage staff, and authorize others to access your information. **Create Account Now** ▶



Use this system to register for Medicare or update your current enrollment information.



Register to receive EHR incentive payments for eligible professionals and hospitals that adopt, implement and upgrade or demonstrate meaningful use with certified EHR technology.

# Resources

---

- I&A Home Page: <https://nppes.cms.hhs.gov/IAWeb/login.do>
  - Login
  - Quick Reference Guides
  - FAQs
  - Video Tutorials
- For question related to contact the External User Services (EUS) Help Desk at 1-866-484-8049 or [EUSSupport@cgi.com](mailto:EUSSupport@cgi.com)

# Medicare Provider Enrollment, Chain, and Ownership System (PECOS)

**Medicare Enrollment**  
for Providers and Suppliers

Welcome to the Medicare Provider Enrollment, Chain, and Ownership System (PECOS)

(\*) Red asterisk indicates a required field.

PECOS supports the Medicare Provider and Supplier enrollment process by allowing registered users to securely and electronically submit and manage Medicare enrollment information.

New to PECOS? View our [videos](#) at the bottom of this page.

**USER LOGIN**

You may use your NPPES or PECOS username and password to login.

\* User ID

\* Password

**LOG IN**

[Forgot Password?](#)

[Forgot User ID?](#)

[Manage/Update User Profile](#)

[Who Should I Call? \[PDF, 155KB\]](#) - CMS Provider Enrollment Assistance Guide

**BECOME A REGISTERED USER**

You may register for a user account if you are: an Individual Practitioner, Authorized or Delegated Official for a Provider or Supplier Organization, or an individual who works on behalf of Providers or Suppliers.

[Register for a user account](#)

[Questions? Learn more about registering for an account](#)

**Note:** If you are a Medical Provider or Supplier, you must [register for an NPI](#) before enrolling with Medicare.

**Helpful Links**

[Application Status](#) - Self Service Kiosk to view the status of an application submitted within the last 90 days.

[Pay Application Fee](#) - Pay your application fee online.

[View the list of Providers and Suppliers \[PDF, 94KB\]](#) who are required to pay an application fee.

# PECOS Checklist

- ▶ Make sure to have an ACTIVE enrollment record in the Provider Enrollment, Chain and Ownership System (PECOS)
- ▶ Verify that the Medicare Administrative Contractor (MAC) has the correct banking information and payee information including:
  - Bank account number
  - Bank routing number
  - Payee Address
  - Payee National Provider Identifier (NPI) and Payee Tax Identification Number (TIN) combinations
- ▶ [https://www.cms.gov/Regulations-and-Guidance/Legislation/EHRIncentivePrograms/Downloads/Registration\\_Attestation\\_PECO\\_Checklist\\_09\\_25\\_12.pdf](https://www.cms.gov/Regulations-and-Guidance/Legislation/EHRIncentivePrograms/Downloads/Registration_Attestation_PECO_Checklist_09_25_12.pdf)



# CMS Registration


<https://ehrincentives.cms.gov/hitech/login.action>


## Welcome to the Medicare & Medicaid EHR Incentive Program Registration & Attestation System

### About This Site

The Medicare and Medicaid Electronic Health Records (EHR) Incentive Programs will provide incentive payments to eligible professionals and eligible hospitals as they demonstrate adoption, implementation, upgrading, or meaningful use of certified EHR technology. These incentive programs are designed to support providers in this period of Health IT transition and instill the use of EHRs in meaningful ways to help our nation to improve the quality, safety, and efficiency of patient health care.

This web system is for the Medicare and Medicaid EHR Incentive Programs. Those wanting to take part in the program will use this system to register and participate in the program.

**Additional Resources:** For User Guides to Registration and Attestation that will show you how to complete these modules, a list of EHR technology that is certified for this program, specification sheets with additional information on each Meaningful Use objective, and other general resources that will help you complete registration and attestation, please visit [CMS website](#) .

**Eligible to Participate** - There are two types of groups who can participate in the programs. For detailed information, visit [CMS website](#) .

## Warning

(\*) Red asterisk indicates a required field.

WARNING: Only authorized registered users have rights to access the Medicare & Medicaid EHR Incentive Program Registration & Attestation System.

# EHR System Announcements

## Welcome to the Medicare & Medicaid EHR Incentive Program Registration & Attestation System

### System Announcements Effective December 15, 2015:

- **EHR Program Announcement** - Visit the Registration Tab to ensure your information is accurate, such as the Payee selection and email address. The EHR incentive program communicates to you using the email address on file on the Personal Information page of the Registration & Attestation website.
- **EHR Program Announcement** - The CMS final rule for the Medicare and Medicaid EHR Incentive Programs went on display on Tuesday October 6, 2015. It includes modifications to meaningful use for 2015 through 2017 (Modified Stage 2) and Stage 3. Attestation will be open JAN 4 through FEB 29, 2016. For more information on the rule visit: <https://www.cms.gov/Regulations-and-Guidance/Legislation/EHRIncentivePrograms/index.html>
- **EHR Program Announcement** - The Attestation System will open on January 4, 2016 for Eligible Professionals, Eligible Hospitals, and Critical Access Hospitals to attest for Medicare Electronic Health Record Incentive Program for Program Year 2015.

Continue

Web Policies & Important Links

[CMS.gov](#)

[Accessibility](#)

Department of Health & Human Services

[File Formats and Plugins](#)






# Registration Checklist

- ▶ Valid I&A login
- ▶ Tax ID (TIN OR SSN)
- ▶ NPI
- ▶ Incentive type (Medicare/Medicaid/both)
- ▶ Eligible Provider Type
- ▶ Payee Information (NPI)
- ▶ Business Address, Zip +4, Phone number
- ▶ Email address for confirmation email
- ▶ Optional – EHR Certification Number

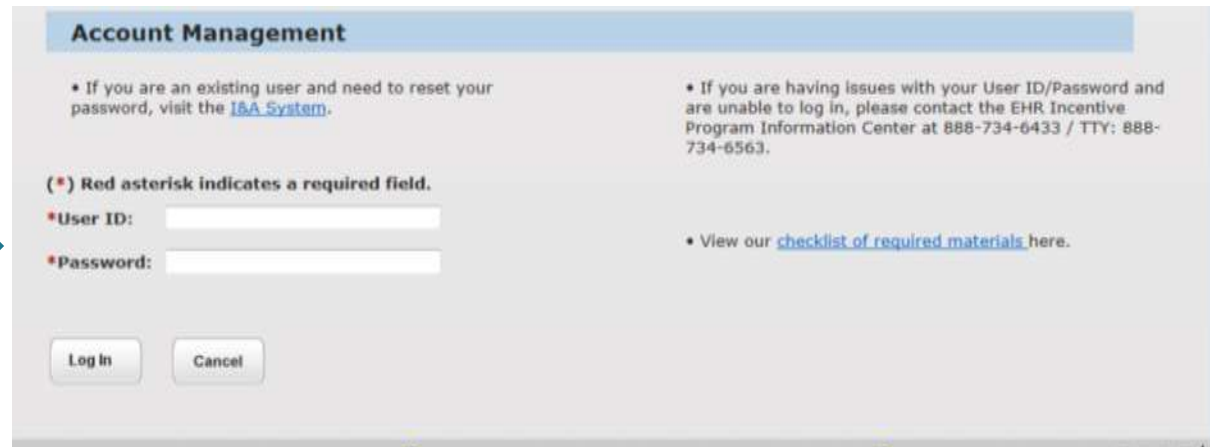
# CMS Registration Login

## Login Instructions

### Eligible Professionals (EPs)

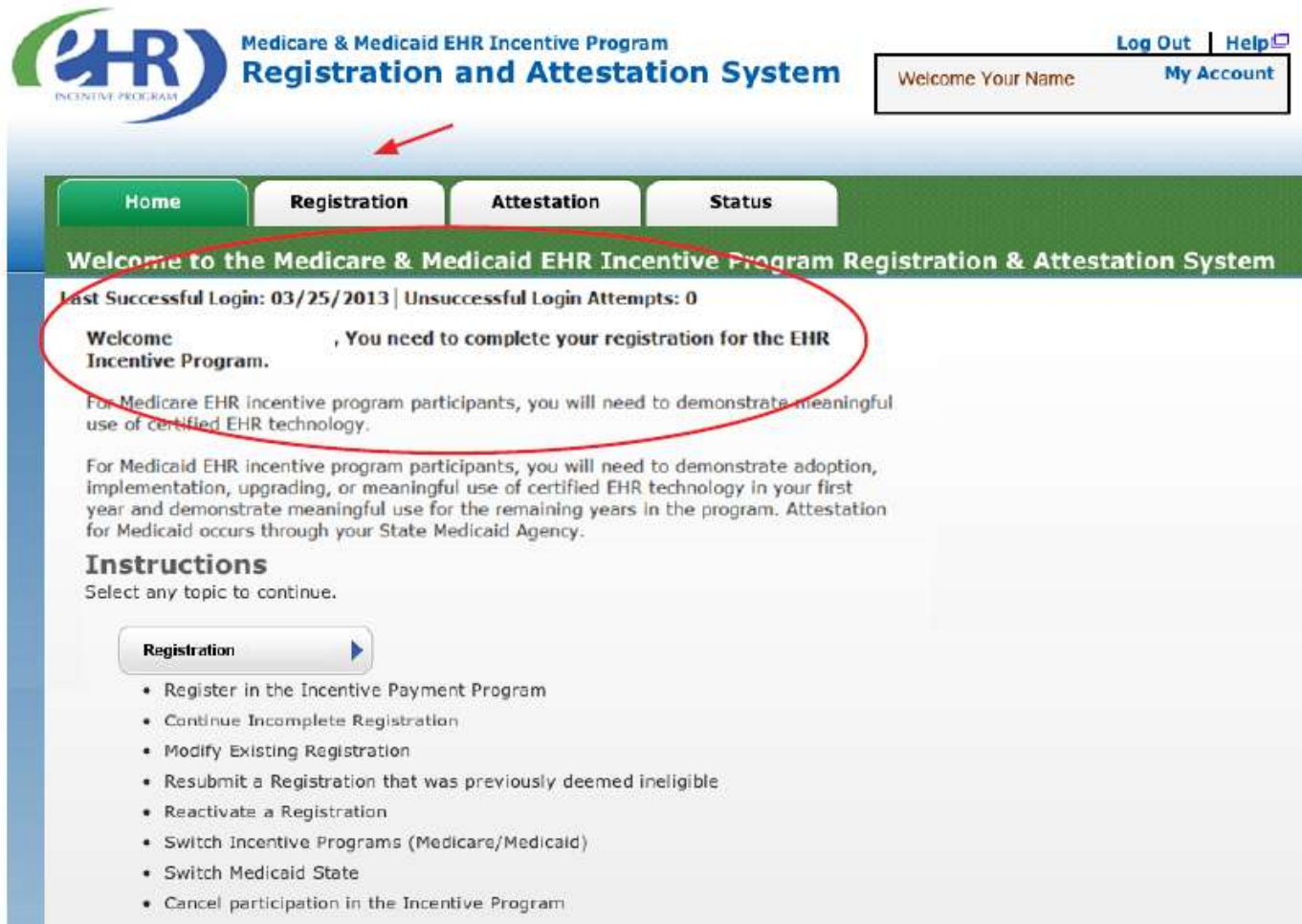
- If you are an EP, you must have an active National Provider Identifier (NPI) and have a National Plan and Provider Enumeration System (NPPES) web user account. Use your NPPES user ID and password to log into this system.
- If you are an EP who does not have an NPI and/or an NPPES web user account, navigate to [NPPES](#)  to apply for an NPI and/or create an NPPES web user account.
- Users working on behalf of an Eligible Professional(s) must have an Identity and Access Management system (I&A) web user account (User ID/Password) and be associated to the Eligible Professional's NPI. If you are working on behalf of an Eligible Professional(s) and do not have an I&A web user account, [Create a Login](#) in the I&A System.

Login at the bottom of the page.



The screenshot shows a web page titled "Account Management" with a light blue header. Below the header, there are two columns of text. The left column contains a bullet point: "• If you are an existing user and need to reset your password, visit the [I&A System](#)." The right column contains a bullet point: "• If you are having issues with your User ID/Password and are unable to log in, please contact the EHR Incentive Program Information Center at 888-734-6433 / TTY: 888-734-6563." Below this text, there is a section for login fields. It starts with a note: "(\*) Red asterisk indicates a required field." followed by two input fields: "\*User ID:" and "\*Password:". Both fields are empty. Below the input fields are two buttons: "Log In" and "Cancel". At the bottom right of the login section, there is a bullet point: "• View our [checklist of required materials](#) here."

# CMS Welcome Screen



**Medicare & Medicaid EHR Incentive Program**  
**Registration and Attestation System**

[Log Out](#) | [Help](#)

Welcome Your Name [My Account](#)

[Home](#) [Registration](#) [Attestation](#) [Status](#)

**Welcome to the Medicare & Medicaid EHR Incentive Program Registration & Attestation System**

Last Successful Login: 03/25/2013 | Unsuccessful Login Attempts: 0

**Welcome [Name], You need to complete your registration for the EHR Incentive Program.**

For Medicare EHR incentive program participants, you will need to demonstrate meaningful use of certified EHR technology.

For Medicaid EHR incentive program participants, you will need to demonstrate adoption, implementation, upgrading, or meaningful use of certified EHR technology in your first year and demonstrate meaningful use for the remaining years in the program. Attestation for Medicaid occurs through your State Medicaid Agency.

**Instructions**  
Select any topic to continue.

**Registration**

- Register in the Incentive Payment Program
- Continue Incomplete Registration
- Modify Existing Registration
- Resubmit a Registration that was previously deemed ineligible
- Reactivate a Registration
- Switch Incentive Programs (Medicare/Medicaid)
- Switch Medicaid State
- Cancel participation in the Incentive Program

Select the Registration Tab

# CMS Registration

The screenshot shows the CMS Registration page. At the top, there are four navigation tabs: Home, Registration (highlighted in green), Attestation, and Status. Below the tabs is a green header bar with the word 'Registration' in white. The main content area is titled 'Registration Instructions' and includes a welcome message and a list of actions: Register, Modify, Cancel, Reactivate, and Resubmit. Below this is the 'Registration Selection' section, which contains a table of existing registrations. The table has six columns: Name, Tax Identifier, National Provider Identifier (NPI), Incentive Type, Registration Status, and Action. The first row shows 'Jane Doe, MD' with a Tax Identifier of 'XXX-XX-3568 (SSN)', an NPI of '000000000000', and an Incentive Type of 'Medicare'. The Registration Status is 'Active'. In the Action column, there is a 'Register' button, which is circled in red.

**Registration Instructions**

Welcome to the Registration Page.

Depending on the current status of your registration, please select one of the following actions:

- Register**: Register for the EHR Incentive Programs  
Continue an incomplete registration
- Modify**: Modify Existing Registration  
Switch Incentive programs (Medicare/Medicaid)  
Switch Medicaid state
- Cancel**: Discontinue participation in the Medicare & Medicaid EHR Incentive Programs
- Reactivate**: Reactivate a previously canceled registration
- Resubmit**: Resubmit a registration that was previously deemed ineligible

**Registration Selection**

Identify the desired registration and select the Action you would like to perform. Please note only one Action can be performed at a time on this page.

Existing registration(s):

Name	Tax Identifier	National Provider Identifier (NPI)	Incentive Type	Registration Status	Action
Jane Doe, MD	XXX-XX-3568 (SSN)	000000000000	Medicare	Active	<a href="#">Register</a>

Click the Register button of the appropriate EP

# CMS Steps to Register

Home Registration Attestation Status

## Registration Progress

### Reason for Registration

You are an Eligible Professional registering in the incentive program.

### Topics

The data required for this registration is grouped into topics. In order to complete registration, you must complete ALL of the following topics. Select the TOPIC and provide the required information. The system will show when each TOPIC is completed.

Topic	Progress
1 EHR Incentive Program	Progress: 0 of 1
2 Personal Information	Progress: 0 of 1
3 Business Address & Phone	Progress: 0 of 1

## Step 1

**\* Please select your Incentive Program**

☒ Medicare ☐ Medicaid

**\* Please select your Eligible Professional Type:**

Doctor of Medicine or Osteopathy

The EHR incentive programs require the use of EHR technology certified for this program. Please visit the CMS Website, for additional information on [certified EHR technology](#).

**Note:** A certified EHR is not required to complete the registration process, but an EHR Certification Number will be required when you attest for payment.

**\* Do you have a certified EHR?** [What is an EHR Certification Number?](#)

☒ Yes ☐ No

**EHR Certification Number (Optional):**

Please select the **Previous** button to go back a page. Please note that any changes that you have made on this page will not be saved. Please select the **Save & Continue** button to save your entry and proceed.



# CMS Registration – Next steps

## Eligible Professional Identifiers

First Name: Joan

Middle Name:

Last Name: B

Suffix:

Social Security Number (SSN): XXX-XX-2147

National Provider Identifier (NPI): xxxxxxxxxx

Joan B

Tax Identifier: XXX-XX-2147

NPI: xxxxxxxxxx

## Payee Information

(\*) Red asterisk indicates a required field.

Please note that your payment options are determined by the approved Medicare enrollment(s) associated with your Social Security Number (SSN) in the Provider Enrollment, Chain and Ownership System (PECOS). In order to receive EHR Incentive Payment to your Billing TIN or another entity, the association must be established in PECOS.

Please select the recipient of your EHR Incentive Payment:

The screenshot shows the 'Business Address & Phone Number' section of the CMS Registration form. It includes a navigation bar with 'Home', 'Registration' (active), 'Attestation', and 'Status'. The form title is 'Business Address & Phone Number'. A note states: '(\*) Red asterisk indicates a required field.' Below this, a paragraph explains that the address will be posted on EHR incentive program websites and that updates to the business address and phone number will not update the business address and phone number on file in NPPES. The form fields are as follows:

- \*Address Line 1: 123 Main Street
- Address Line 2: (empty)
- \*City: Canton
- \*State: Massachusetts (dropdown menu)
- \*ZIP+4: 02021 - 2923
- \*Phone Number (123) 123-4567: (781) 828-0000 Ext: (empty)
- \*E-Mail Address: Jane.Doe@gmail.com
- \*Confirm E-Mail Address: Jane.Doe@gmail.com

# CMS Registration – Next steps

[Home](#) [Registration](#) [Attestation](#) [Status](#)

## Verify Registration

**Registration Information**

Please review the summary below to ensure this is the correct registration information. If the summary below is correct, select the **Submit Registration** button at the bottom of this page.

**Registration ID:** 1000041161

**Name:** Jane Doe, MD

**TIN:** XXX-XX-3568 (SSN)

**NPI:** 000000000000

**Incentive Program:** Medicare

**Business Address:**  
Any Street  
Canton, MA, 02021-2923

**Phone #:** (781) 000-0000  
**Ext #:**

**E-Mail :** Jane.Doe@email.com

Please select the **Submit Registration** button to proceed with the registration submission process, or the **Exit** button to go to the Home Page.

Your Name

**Tax Identifier:** XXX-XX-3568 (SSN)

**NPI:** 000000000000

## Step II – Registration Disclaimer

Be sure to read the entire disclaimer.



[Home](#) [Registration](#) [Attestation](#) [Status](#)

## Registration Disclaimer

**General Notice**

NOTICE: Any person who knowingly files a statement of claim containing any misrepresentation or any false, incomplete or misleading information may be guilty of a criminal act punishable under law and may be subject to civil penalties.

**Accept, Agree and Submit**

# CMS Registration ID



[Home](#) [Registration](#) [Attestation](#) [Status](#)

## Submission Receipt

### Successful Submission

You have successfully registered for the EHR Incentive Payment Program. An email will be sent to the email address on file as a notification of this submission.

IMPORTANT! Please note:

- You must submit your Attestation information to qualify for your EHR Incentive Payment.
- You may switch between Medicare and Medicaid as many times as necessary prior to receiving an incentive payment. Once a payment is received you may also switch between Medicare and Medicaid once between payments but only once for the entire program.
- You should print this page for your records.

### Registration Tracking Information

**Registration ID:** 1000041161

**Name:** Jane Doe, MD

**Submitted Date:** 12/15/2011

**Reason(s) for Submission:**

You are an Eligible Professional registering in the Incentive program.  
You have modified your registration information.

Please select the **Print Receipt** button to print this page.

Print Receipt



# CMS Failed or Pending status

## **Reason(s) for Rejected status:**

- Death Master File (DMF) (Medicare/Medicaid) validation failed – The provider's Legal Name and Social Security Number are on the Social Security Administration's DMF. Contact Social Security office, (800) 772-1213 / TTY (800)325-0778.

## **Reason(s) for Issue Pending status:**

- NPI Status in NPPES is in a Deactivated status. Contact the NPPES Help Desk for assistance. Visit; <https://nppes.cms.hhs.gov/NPPES/Welcome.do>  
(800) 465-3203 / TTY (800) 692-2326
- Enrollment Status in PECOS – The Medicare enrollment in PECOS associated with this registration is not in an Approved status. Contact PECOS for help. Visit; <https://pecos.cms.hhs.gov/>, (866)484-8049 / TTY (866)523-4759
- OIG Exclusions in PECOS – OIG Exclusions are associated with this provider's Medicare enrollment in PECOS. Contact PECOS for help. Visit; <https://pecos.cms.hhs.gov/>, (866)484-8049 / TTY (866) 523-4759
- Hospital-based Professional – You have been identified as a Hospital-based Eligible Professional in the CMS National Level Repository (NLR). A Hospital-based Professional is defined as one who furnishes ninety percent (90%) or more of his/her allowed services in an inpatient hospital setting. This year you are not eligible to participate in the EHR incentive program.

# CMS Status Information Tab

## Status Information

The following outlines the most recent events associated with your participation in the EHR Incentive Program.

- Your MEDICARE EHR Incentive Program registration was successfully submitted on 12/15/2011.

For additional information on your registration, attestation(s), and payment(s), please select the appropriate tab.

**Tax Identifier:** XXX-XX-3568 ( SSN )  
**NPI:** 000000000000  
**Registration Status:**  
**Medicare:** Active  
**Attestation Status:** In Progress  
**Total Payment:**

Registration Information

Attestation Information

Payment Information

Your MEDICARE EHR Incentive Program registration was originally created on 11/17/2011. Your MEDICARE registration was last updated on 12/15/2011.

### Registration Status:

Incentive Type	Registration Status	Status Reason	Explanation
MEDICARE	Medicare: Active	Medicare - Successfully registered in the EHR Incentive Program	

**Registration ID:** 1000041161  
**Payee TIN:** 000000000  
**Payee NPI:** 000000000000  
**EHR Certification Indicator:** Yes  
**EHR Certification Number:** 000000000000000  
**Eligible Professional Type:** Doctor of Medicine or Osteopathy

**Business Address:**  
Any Street  
Canton, MA, 02021 - 2923  
**Phone #:** (781) 000-0000 Ext:  
**E-Mail:** jane.doe@email.com  
**Contractor ID:** 0000 - MA  
**FI/Carrier/MAC:** CARRIER - 0000 - MA

### Current Hospital Based Status

**Deemed Hospital Based in 2011:** No  
**Hospital Based Percentage in 2011:** 0%

Medicare EPs are now finished with registration!

# CMS National Level Registry (NLR) to Medicaid State Level Registry (SLR)

- ▶ Wyoming and Montana

CMS National Level Registry -  
Registration information



State Level Registry

*Registration and MU Data downloads from NLR to SLR*

# WY Medicaid SLR Access

Wyoming Department of Health  
Healthcare Financing  
WY MEDICAID EHR INCENTIVE PAYMENTS

Release 1.1.7

Wyoming.gov | Citizen | Business | Government | Visitor

Manual  
CMS EHR Site  
WY Medicaid EHR Site  
Send E-mail

**New users:** If you have not received an EHR Incentive Program payment from Wyoming Medicaid, you first have to register at the [CMS Web Site](#). After approximately 48 hours after successfully registering at the CMS level, you will receive an e-mail from Wyoming Medicaid indicating that you are able to complete your application on this site.

**Return Users:** If you have already registered on the CMS site and received an EHR Incentive Program payment from Wyoming Medicaid, you do not need to visit the CMS again. Please proceed with your year two attestation by entering your NPI and CMS Registration Identifier.

Please enter your NPI

Please enter the CMS assigned Registration Identifier

[Contact Us](#) | [Privacy Policy](#) | [About Wyoming](#)  
Copyright © 2011 State of Wyoming  
All rights reserved.

NPI  
CMS Registration Identifier

<https://wyslr.health.wyo.gov/>



# Montana Medicaid Site

### Deadlines for Montana Medicaid Electronic Health Record (EHR) Incentive Payment Applications

The Medicaid EHR Incentive Program provides incentive payments to eligible professionals, eligible hospitals and critical access hospitals (CAHs) as they adopt, implement, upgrade or demonstrate meaningful use of certified EHR technology.

The first implementation of the EHR Incentive Program is for the calendar year 2013.

- An eligible hospital (EH) must register and attest for FY 2013 by December 22, 2013.
- An eligible professional (EP) must register and attest for the 2013 calendar year by March 31, 2014.

### Need to create an SLR account?

Click here to [leave this site and create an SLR account](#) for accessing the Montana Medicaid EHR Incentive Program site.

### Already have an SLR account?

## Welcome to the Montana State Level Registry (SLR) — Provider Outreach Page

Montana providers must register with the CMS registration and attestation system, formerly known as NLR, prior to registering with the Montana State Level Registry. The tools in this Provider Outreach Page will help you start collecting and organizing the information you will need in order to register with Montana's SLR.

As the healthcare landscape continues to modernize, recent legislation was passed to encourage the adoption of Electronic Healthcare Record (EHR) technology in documenting patient care. As a result of the American Recovery and Reinvestment Act of 2009, eligible Medicaid providers are offered financial incentives for the adoption of Health Information Technology (HIT) in the management of patient care.

The State of Montana Department of Public Health and Human Services has elected to participate in the HIT incentive program. Our primary goal is to provide an effective means of administering and distributing incentive monies to eligible providers and hospitals, including establishing a process to determine eligibility and track meaningful use. The Department's objectives in this process include:

- The implementation of a cost effective, fully automated, and auditable process to administer incentive payments to eligible providers and hospitals.
- Development of incentive program administrative rules designed to maximize the opportunity for Montana Medicaid Providers to participate.
- Diligent oversight of the incentive program including routine audits and quality assurance checks of meaningful use attestations and reporting mechanisms.
- Coordination with community partners to help encourage the adoption of certified EHR technology and the electronic exchange of health care information.

To streamline the process in applying for the incentive and provide supportive resources throughout your HIT transition, this web portal centralizes the national, state and regional links for additional program information. It also serves as the portal to access Montana's State Level Registry (SLR). In support of Montana's vision of this site also offers the following:

- A centralized "one-stop" launching pad of available tools for managing your EHR Incentive information
- Organized information offering real-time feeds of current HIT news and updates from other federal organizations.

Educate yourself today on the benefits of HIT and be a part of transforming the quality, efficiency and safety of healthcare delivery.

**Regional Extension Centers (REC)** (all links open in new window)

REGIONAL EXTENSION CENTER  
a division of MOUNTAIN-PACIFIC QUALITY HEALTH  
www.htrsc.com • (406) 457-5888

### Want to get a jump start?

[Click here to view information that will give you a jump start on getting your ARRA incentive payment.](#)

### Are You Eligible?

[Run the CMS Eligibility Wizard](#) and quickly see if you may qualify for incentive payments.

### Frequently Asked Questions

Have a question? Click here to [view the CMS list of frequently asked questions](#).

### Healthcare IT News

(all links open in new window)

Apr 15, 2013  
[The road ahead for health IT... and for EHRviation](#)

Apr 12, 2013  
[ONC budget includes proposed vendor fee](#)

Apr 11, 2013  
[Genomics data just the first in long line of hurdles](#)

MT Medicaid Site: <http://mt.araaincentive.com/>

# Are your dots connected now?

- Eligible Professional with valid PECOS enrollment
- Avoid Payment Adjustments by being a Meaningful User
- I&A Access to EHR Incentive Program
- CMS Registration using the I&A access
- State Level Registry access for those who are Medicaid eligible

# Questions





# Upcoming HTS Webinars

- ▶ **MU 2015 Steps to Attestation** – in January
- ▶ Check our website for additional webinars or join our mailing list for direct invitations.

# Contact Info

Deb Anderson

Health Technology Consultant

Business Relationship Manager

307-772-1096

[danderson@mpqhf.org](mailto:danderson@mpqhf.org)



Thank You

# Resource Links

- ▶ 2015 MU Changes can be found at  
<https://www.cms.gov/Regulations-and-Guidance/Legislation/EHRIncentivePrograms/2015ProgramRequirements.html>
- ▶ CMS Identity & Access Management System  
<https://nppes.cms.hhs.gov/IAWeb/login.do>
- ▶ CMS EHR Registration and Attestation System  
<https://ehrincentives.cms.gov/hitech/login.action>
- ▶ Medicare Provider Enrollment, Chain, and Ownership System (PECOS)  
<https://pecos.cms.hhs.gov/pecos/login.do#headingLv1>