



**Quality Improvement  
Organizations**

Sharing Knowledge. Improving Health Care.  
CENTERS FOR MEDICARE & MEDICAID SERVICES



**Mountain  
Pacific**

INNOVATING BETTER HEALTH

# It's Worth a Shot

## Viven Health Interactive Education

March 13, 2024



# Disclaimer

This presentation may contain information and/or content supplied by third parties. The information provided does not constitute endorsement or recommendation by Mountain Pacific.



# COVID-19 Vaccine Update

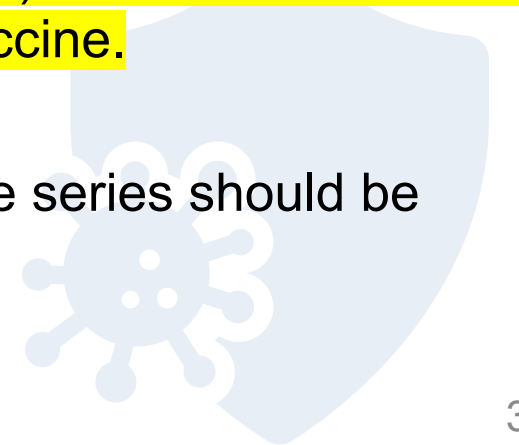
Previous Centers for Disease Control and Prevention (CDC) recommendations ensured that people who are immunocompromised were already eligible for additional doses of the COVID-19 vaccine.

Updated Recommendation Summary:

## **Persons 65 Years Old and Older - NOT Moderately or Severely Immunocompromised**

People ages 65 years old and older should receive one additional dose of any updated (2023–2024 formula) COVID-19 vaccine (i.e., Moderna, Novavax, Pfizer-BioNTech) at least four months following the previous dose of updated (2023–2024 formula) COVID-19 vaccine.

**Note:** For initial vaccination with Novavax COVID-19 Vaccine, the two-dose series should be completed before administration of the additional dose.



# COVID-19 Vaccine Update, (continued)

## **Persons 65 Years Old and Older - Moderately or Severely Immunocompromised (no changes)**

People ages 65 years old and older who are moderately or severely immunocompromised should receive one additional dose of any updated (2023–2024 formula) COVID-19 vaccine (i.e., Moderna, Novavax, Pfizer-BioNTech) at least two months after the last dose of updated (2023–2024 formula) vaccine. Further additional doses may be administered, informed by the clinical judgement of a health care provider and personal preference and circumstances. Any further additional doses should be administered at least two months after the last updated (2023–2024 formula) COVID-19 vaccine dose.

Use of COVID-19 Vaccines in the United States: <https://www.cdc.gov/vaccines/covid-19/clinical-considerations/covid-19-vaccines-us.html>

Older Adults Now Able to Receive Additional Dose of Updated COVID-19 Vaccine – Media Statement: <https://www.cdc.gov/media/releases/2024/s-0228-covid.html>



# Updates/Reminders

## Colorectal Cancer Awareness Month:

- <https://www.cancer.org/research/acs-research-news/colorectal-cancer-awareness-month-research-2024.html>
- [https://colorectalcaner.org/get-involved/advocate/colorectal-cancer-awareness-month?utm\\_source=social&utm\\_medium=organic-social&utm\\_campaign=24-march-social](https://colorectalcaner.org/get-involved/advocate/colorectal-cancer-awareness-month?utm_source=social&utm_medium=organic-social&utm_campaign=24-march-social)

Social Work Month: <https://www.socialworkers.org/News/Social-Work-Month>

Frequently Asked Questions (FAQs) about Enhanced Barrier Precautions in Nursing Homes: <https://www.cdc.gov/hai/containment/faqs.html>

# Housekeeping Items

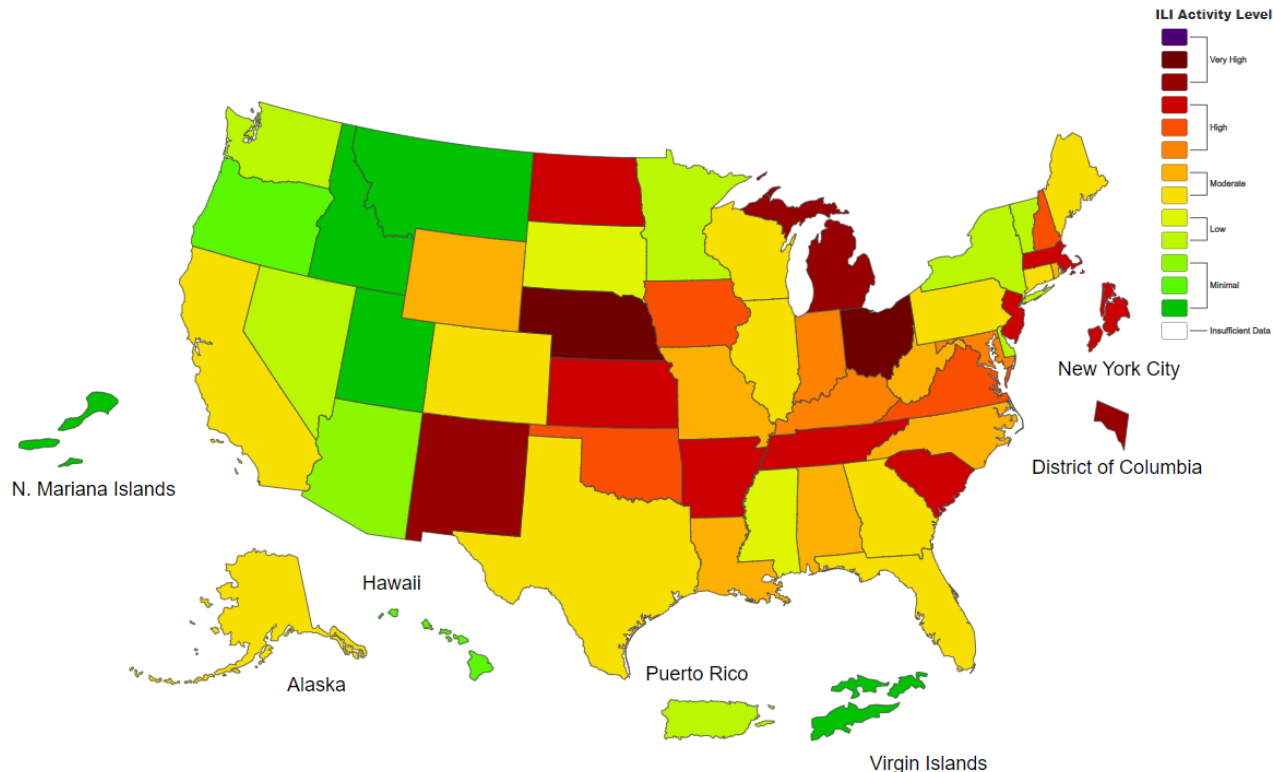


Add your webinar topics and clinician  
Ideas or needs into the chat!

We will continue to meet every  
Wednesday!

# Weekly Influenza Snapshot

2023-24 Influenza Season Week 9 ending Mar 02, 2024



Source: <https://gis.cdc.gov/grasp/fluview/main.html>

## Illness

### Outpatient Respiratory Illness

4.1% (Trend ↓)

of visits to a health care provider this week were for respiratory illness  
(above baseline).

### Outpatient Respiratory Illness: Activity Map

This week 18 jurisdictions experienced moderate activity and 20 jurisdictions experienced high or very high activity.

### FluSurv-NET

64.8 per 100,000  
cumulative hospitalization rate.

### NHSN Hospitalizations

10,060 (Trend →)  
patients admitted to hospitals with  
influenza this week.

### NCHS Mortality

0.7% (Trend →)  
of deaths attributed to influenza this week.


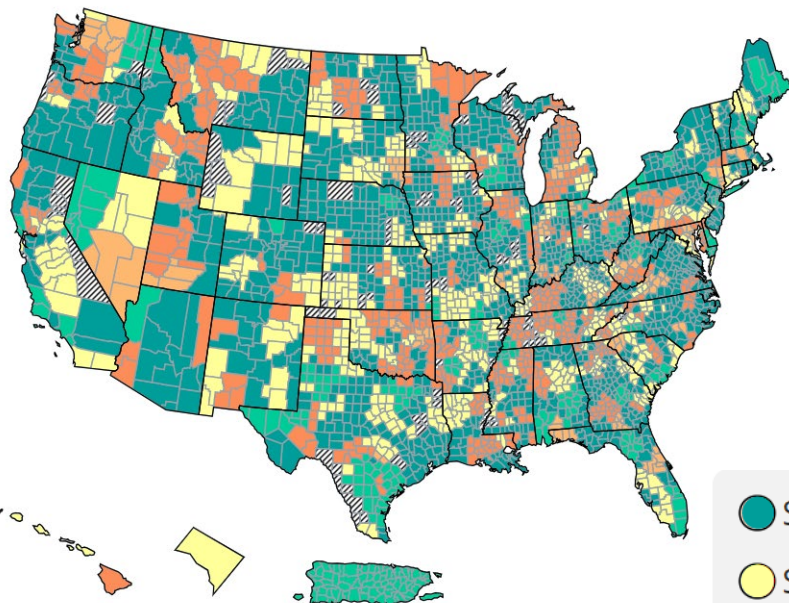
### Pediatric Deaths

10  
influenza-associated deaths were reported  
this week for a total of 103 deaths this  
season.

Source: <https://www.cdc.gov/flu/weekly/index.htm>

# Weekly COVID-19 Snapshot

Change (%) in COVID-19 New Hospital Admissions from Prior Week, by County - United States



COVID-19 HOSPITAL  
ADMISSIONS (PAST WEEK)  
**15,141**

% CHANGE IN COVID-19  
HOSPITAL ADMISSIONS  
**-13.6%**

COVID-19 HOSPITAL  
ADMISSIONS PER 100,000  
(PAST WEEK)  
**4.56**

- Substantial Decrease: ( $\leq -20.0\%$ )
- Moderate Decrease (-19.9% to -10.0%)
- Stable (-9.9% to 9.9%)
- Moderate Increase (10.0% to 19.9%)
- Substantial Increase ( $\geq 20.0\%$ )
- ▨ Insufficient data



Source: [https://covid.cdc.gov/covid-data-tracker/#maps\\_new-admissions-percent-change-county](https://covid.cdc.gov/covid-data-tracker/#maps_new-admissions-percent-change-county)



# Viven Health Interactive Education

Natasha Dickinson DNP, MPH, FNP-C, RN  
Director of Clinical Affairs  
Viven Health



# Unique, Patented Education



- Education accessible via a QR code on any digital device through a series of brief, fun and interactive modules
- Weekly reports of user participation
- Scientifically proven to be more effective than traditional, passive learning
- Results demonstrated through behavior change
- No more long, boring training videos

# Programs to Help Our Facilities



- Program is **FREE TO YOU**
  - Underwritten by Mountain Pacific, as the Quality Improvement Organization (QIO)
- Focuses on educating residents, staff and families
- Available programs: Sepsis and Combined Vaccination Program
- Available in multiple languages
- Bite-sized bits of comprehensive education

# What Do the Programs Offer?



## **Sepsis Program**

- Centers for Medicare & Medicaid Services (CMS) has identified sepsis as the leading cause of hospital readmissions in nursing homes.

## **Combined Vaccine Program: Respiratory Syncytial Virus (RSV), Influenza, COVID-19, Pneumococcal**

- Provides up-to-date information on new COVID-19 recommendations
- Must be proactive
- Provides a turnkey resource for education

# Step One: Program Postcards Sent in Mail



Every nursing facility was mailed program postcards with a QR code at the end of February.

These postcards were addressed to the administrator.

# Step Two: Program Flyer is Distributed



# Who Can Distribute the Postcard?



- **Anyone**
- Marketing personnel can distribute the program
- Program postcard can be handed out to families/staff
- Activities director can incorporate
- Staff in-service
- Limitless distribution options

## Step Three: Scan the QR code



Each participant should register, scan the QR code and complete the program.

- The Sepsis Prevention Program takes less than 20 minutes to complete.
- The Combined Vaccine Program takes less than 10 minutes to complete.



# Let's Practice




# Registration

**SIGN IN/REGISTER**

Search facility

---

Phone number \* 

---

First Name

---

Last Name

---

Email

---

**LOG IN**

- Each person registers/signs in for program
- Personal information is only used to help participant if there is a technical issue
- Personal information **not** utilized for any other reason by Viven Health or Mountain Pacific

# Step Four: Weekly Report Sent

Registered users by dates								
REGISTERED USERS AS OF	5/1/2023	5/2/2023	5/3/2023	5/4/2023	5/5/2023	5/6/2023	5/7/2023	5/8/2023
	126	126	126	127(+1)	127	127	127	127

Programs completions by dates								
PROGRAMS COMPLETIONS AS OF	5/1/2023	5/2/2023	5/3/2023	5/4/2023	5/5/2023	5/6/2023	5/7/2023	5/8/2023
	4	4	4	4	4	4	4	4

Average progress							
Company name	Users total / Users limit	Users that visited program	Users that completed program	Average progress%	How many times the average user visited program(s)	How much time the average user spent in the program(s)	How much time the average user spent in cases
	127 / 1000	48	4	2%	2	1h, 23m, 36s.	4m, 7s.

Infection Prevention Program						
User	Completed	Visited program times	Spent seconds in program	Progress	Spent seconds in cases	Resets
	no	2	245	17%	48	0
	no	0	0	0%	0	0
	no	1	12	0%	0	0
	no	1	724	17%	0	0

# Certificate of Completion

Participant has ability to print or email a certificate when program is completed



www.CreativeCertificates.com

[This Photo](#) by Unknown Author is licensed under [CC BY-SA](#)

# What's Next?



Host a staff in-service.



Educate staff about the program.



Hand out the postcard with the QR code and get started!

# Contact Information



Natasha Dickinson DNP, MPH, FNP-C, RN



[n.dickinson@vivenhealth.com](mailto:n.dickinson@vivenhealth.com)



314-941-2566

# Questions





**Quality Improvement  
Organizations**

Sharing Knowledge. Improving Health Care.  
CENTERS FOR MEDICARE & MEDICAID SERVICES



**Mountain  
Pacific**

INNOVATING BETTER HEALTH

# Thank you!

Join us next week on  
Wednesday, March 20, 2024

This material was prepared by Mountain Pacific, a Medicare Quality Innovation Network-Quality Improvement Organization (QIN-QIO), under contract with the Centers for Medicare & Medicaid Services (CMS), an agency of the U.S. Department of Health and Human Services (HHS). Views expressed in this material do not necessarily reflect the official views or policy of CMS or HHS, and any reference to a specific product or entity herein does not constitute endorsement of that product or entity by CMS or HHS  
12SOW-MPQHF-AS-NH-3/24-391